

“Mirage” Beamer Theme “蜃楼” beamer 主题

LianTze Lim 林莲枝

v1.1: 2024-10-24

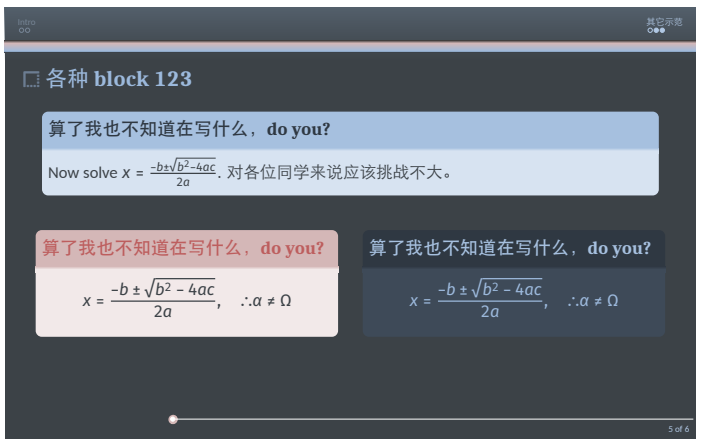
<https://github.com/liantze/beamerthemeMirage>

Abstract

A beamer theme inspired by the **album art** of Zhou Shen's song *Mirage*, the lead single from his album *Shenself*.

摘要

基于周深《反深代词》专辑的先行曲《蜃楼》歌曲封面，二创的 beamer 主题。



1 Basic Usage

Two modes are available: the default has a dark look, while the light mode may be more suitable for printouts.


`\usetheme{Mirage}` OR `\usetheme[light]{Mirage}`

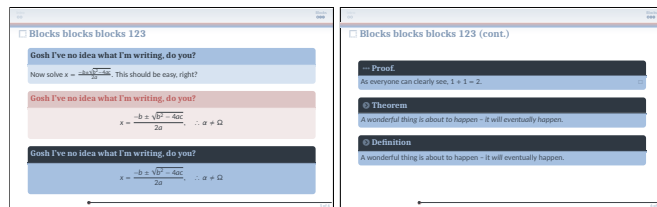
The English sample files `*-en.tex` can be compiled with pdf \LaTeX , X \LaTeX or Lua \LaTeX ; but compile the Chinese sample files `*-zh.tex` with X \LaTeX . Compile twice to get the correct total number of frames in the footer.

1 基本用法

两种模式可选：默认模式颜色深沉，light 模式颜色较浅，较适合列印。详细使用方法可参考示范.tex 文档。

英文示范文档 `*-en.tex` 可用 pdf \LaTeX , X \LaTeX 或 Lua \LaTeX 编译。中文示范文档 `*-zh.tex` 请用中文编译。页脚里的幻灯片帧数需多次编译才能正确显示。



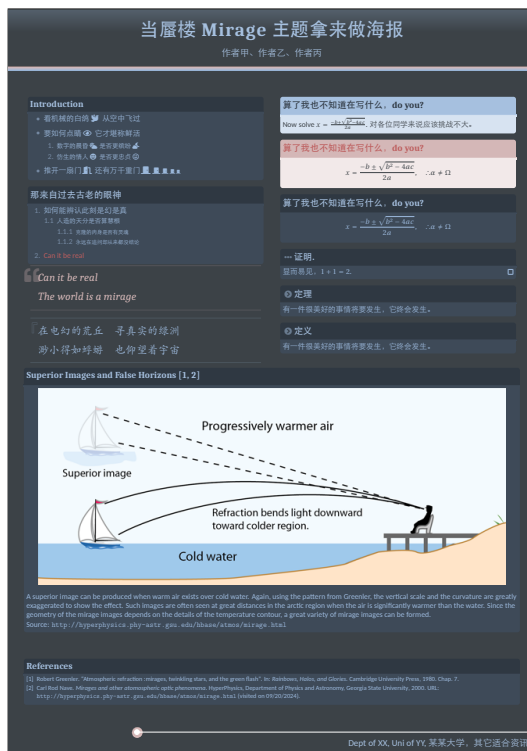
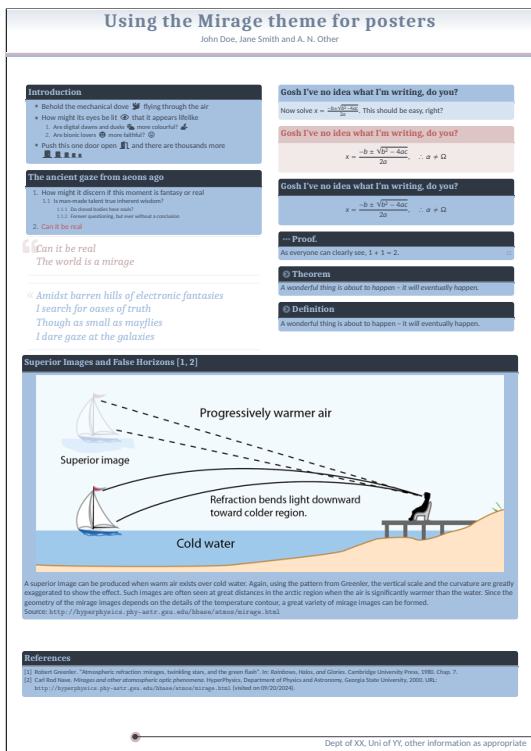


2 Posters

With some modifications, the Mirage theme can be used for creating posters the beamerposter package. See sample files `mirage-poster-en.tex` and `mirage-poster-zh.tex` for examples.

2 海报

“蜃楼”主题也可以和 `beamerposter` 搭配使用制作海报(一些设置需些许修改), 请参照 `mirage-poster-zh.tex` 及 `mirage-poster-en.tex`.



3 Some simple customisation options

- The Mirage theme itself doesn't set any body fonts, so you can load your own preferred fonts in your `.tex` files.
- The sample `.tex` files load the font packages `caladea`, `carlito`, `newtxsf` for the English (`pdfLATEX`) samples, and `Fira Math` for the Chinese (`XYLATEX`) samples. You can change these as you like.
- `pullquote` used in frame 4 is a custom environment. You can change its beamer font and color, or re-define the `\MiragePullquoteOpen` marker (see frame 4).
- Other markers that can be `\renewcommand`:
 - `\MirageFrameTitlePrefix`
 - `\MirageProofPrefix`
 - `\MirageTheoremPrefix`

for prefix icons of the frame title, proof block title and theorem-like block titles. (See commented code before frame 5.)

3 一些可调整的元素

- “蜃楼”本身并没有设置任何字体, 用户可以自行在 `.tex` 导言曲加载自己喜欢的宏包或设置字体。
- 示范的 `.tex` 档案导言区加载了 `caladea`, `carlito`, `newtxsf` (仅限英文 `pdfLATEX` 示范文档)、`Fira Math` (仅限中文 `XYLATEX` 示范文档)。这些都是可以自行更换的!
- 第 4 帧幻灯片里用的 `pullquote` 环境是“蜃楼”主题自定义的。它的 beamer font、color 都是可以更换的, 也可重新定义前缀装饰 `\MiragePullquoteOpen` marker (详见第 4 帧幻灯片示范代码)。
- 其它可以 `\renewcommand` 的装饰:
 - `\MirageFrameTitlePrefix`
 - `\MirageProofPrefix`
 - `\MirageTheoremPrefix`

这些是 frame title、proof block title 以及 theorem 之类 block titles 的前缀装饰。(详见第 5 帧幻灯片之前的注释)

- The Mirage theme loads fontawesome5, so you can use icons provided by this package.
- \MirageGlowRadius is a length controlling the size of the glowy circle in the footline; especially useful when creating posters with beamerposter.
- “蜃楼”主题已加载 fontawesome5 宏包，可以尽情使用此宏包提供的符号。
- \MirageGlowRadius 是用来控制页脚的小光球半径的 length；制作海报时可以酌量加大。