

L^AT_EX Class huawei*

Yegor Bugayenko
yegor256@gmail.com

2024-10-25, 0.19.0

1 Introduction

The provided class huawei helps you design your work documents and presentations keeping the code short and the style elegant enough both for management and technical papers. To use the class you simply mention its name in the preamble:



We recommend you to use `latexmk` to compile your `.tex` files to `.pdf`. The simplest setup will require a few files staying next to your `.tex` file, in the same directory (“story” is the name of your project here):

```
story\
  .latexmkrc
  .gitignore
  story.tex
```

The content of your `.latexmkrc` file would be this:

```
$pdflatex = 'pdflatex %0 --shell-escape %S';
```

Make sure the `.gitignore` file lists all the files generated by `pdflatex` during the compilation. You don’t need to commit them to your repository, since they are temporary and will be generated again when you compile your document. In order to compile the document, just say `latexmk` on the command line.

*The sources are in GitHub at [yegor256/huawei.cls](https://github.com/yegor256/huawei.cls)

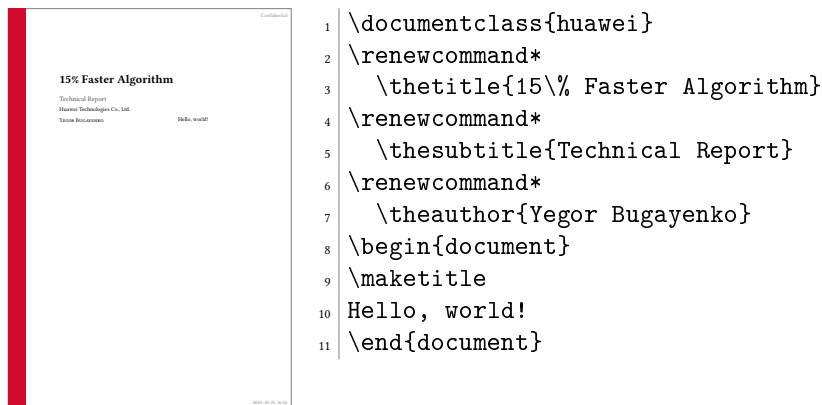
2 Class Options

There are a few class options, provided in square brackets after the `\documentclass`, which can help you fine-tune the layout of your document:

<code>landscape</code>	The option <code>landscape</code> makes the document in landscape format, also changing the size of the paper to 16x9 inches (the default page size is A4), making it perfect for presentations.
<code>dark</code>	The option <code>dark</code> turns on a dark layout, where the page color is black and the text is white.
<code>slides</code>	The option <code>slides</code> makes all headers a bit larger, assuming that the document is in the landscape mode and being presented as a slide deck.
<code>nocover</code>	The option <code>nocover</code> , if it's present, avoids printing the cover images on the first page by the <code>\PrintTitlePage</code> command.
<code>anonymous</code>	The <code>anonymous</code> removes the name of the author everywhere, including the bottom of the page, where the author's name stays next to the name of the company.
<code>nobrand</code>	The option <code>nobrand</code> avoids mentioning the brand of Huawei anywhere in the document and removes the logo too.
<code>nosecurity</code>	The option <code>nosecurity</code> avoids mentioning the level of security at the right top corner of the document and also avoids showing the ID of the author where it usually is visible.
<code>nodate</code>	The option <code>nodate</code> doesn't show the date and time at the bottom of each page, where they usually are rendered in ISO 8601 format.
<code>nopaging</code>	The option <code>nopaging</code> avoids page numbers at the bottom of each page.
<code>authordraft</code>	The option <code>authordraft</code> prints a big "It's a draft" message across each page.
<code>breaks</code>	The option <code>breaks</code> forces all <code>\section</code> to start from a new page.

3 Preamble

In the preamble you can specify meta information about the document, such as its title or author's name, here is how:



It's recommended to use `\renewcommand*` instead of `\renewcommand` in order to let \LaTeX catch you if by mistake a new line gets into the content.

The following meta commands are defined:


<code>\thetitle</code>	<code>\thetitle</code> is the main title of the document to be used in the text and in the properties of the PDF document.
<code>\thesubtitle</code>	<code>\thesubtitle</code> is the subtitle to be printed under the title.

`\theauthor` `\theauthor` is the author of the document in “first-name last-name” format.
`\theid` `\theid` is the internal ID of the author, if it’s applicable.
`\thesecurity` It is the level of security of the document, which is usually printed at the top right corner of it; usual values are “Internal,” “Confidential,” or “Secret.”
Default values of all these commands are empty. If you don’t renew them in your document, nothing will be printed.

4 Custom Commands

Inside the document body you can use these commands:

`\PrintFirstPage` It is recommended to use `\PrintFirstPage` for rendering the first page in landscape document, for example a project charter. The only argument of the command is the name of an image to render at the right bottom corner. You can omit the name and just call the command with an empty argument. In this case the default image will be rendered, a pretty good looking one:



```
1 \documentclass[landscape]{huawei}
2 \renewcommand*
3   \thetitle{Perpetum Mobile}
4 \renewcommand*
5   \theauthor{Yegor Bugayenko}
6 \begin{document}
7 \PrintFirstPage{}
8 \end{document}
```

`\PrintLastPage` `\PrintLastPage` prints the last page of a project charter or a similar landscape document:




```
1 \documentclass[landscape]{huawei}
2 \begin{document}
3 \PrintLastPage{}
4 \end{document}
```

`\PrintThankYouPage` `\PrintThankYouPage` prints the last page with a “Thank You” message in the center.



```
1 \documentclass[landscape,dark]{huawei}
2 \begin{document}
3 \PrintThankYouPage{}
4 \end{document}
```

`\PrintDisclaimer` `\PrintDisclaimer` prints a paragraph at the bottom of the page with a standard disclaimer:



```
1 \documentclass{huawei}
2 \begin{document}
3 \section{Introduction}
4 Hello, world!
5 \subsection{More Details}
6 Hello again!
7 \PrintDisclaimer
8 \end{document}
```

5 Best Practices

You are free to design your documents any way you want. However, it would be convenient for yourself and for your readers, if you follow the convention we have for business and technical documents.

The rule of thumb is simple: try *not* to format your documents. Instead, let the class designed by us do this work for you. Just type the content without changing the layout, adding colors, changing fonts, etc. The less you modify the look-and-feel, the better your documents will be perceived by your readers.

5.1 Two Columns


In the landscape format it's recommended to use two columns, for better readability of the text. Here is how:



```
1 \documentclass[landscape]{huawei}
2 \begin{document}
3 \newpage
4 \begin{multicols}{2}
5 \section*{First}
6 Here goes the first column content.
7 \columnbreak
8 \section*{Second}
9 Here goes the second column content.
10 \end{multicols}
11 \end{document}
```

5.2 Crumbs

When you need to put many small information pieces into one page, we recommend you to use “crumbs”:



```

1 \documentclass{huawei}
2 \begin{document}
3 \newpage
4 \section*{Project Details}
5 \begin{multicols}{2}
6 \raggedright
7 \PrintCrumb{Budget}{\$100K}
8 \PrintCrumb{Duration}{5 months}
9 \end{multicols}
10 \end{document}

```

6 Implementation

First, we load the parent class:

```
1 \LoadClass[12pt]{article}
```

Then, we parse class options:

```

2 \RequirePackage{pgfopts}
3 \pgfkeys{
4   /huawei/.cd,
5   boring/.store in=\huawei@boring,
6   breaks/.store in=\huawei@breaks,
7   slides/.store in=\huawei@slides,
8   nosecurity/.store in=\huawei@nosecurity,
9   authordraft/.store in=\huawei@authordraft,
10  nobrand/.store in=\huawei@nobrand,
11  nodate/.store in=\huawei@nodate,
12  nocover/.store in=\huawei@nocover,
13  nopaging/.store in=\huawei@nopaging,
14  landscape/.store in=\huawei@landscape,
15  anonymous/.store in=\huawei@anonymous,
16 }
17 \ProcessPgfPackageOptions{/huawei}

```

Then, we set Helvetica as the default font for the entire document, if the boring document option is used:

```

18 \ifdefined\huawei@boring
19   \usepackage[scaled]{helvet}
20   \renewcommand\familydefault{\sfdefault}
21 \fi

```

Then, we redefine `\section` command in order to break pages for each section, with the help of `titlesec` package:

```

22 \RequirePackage{titlesec}
23 \ifdefined\huawei@boring
24   \def\huawei@sectioncolor{red}
25 \else
26   \def\huawei@sectioncolor{black}
27 \fi
28 \makeatletter

```

```

29 \titleformat
30 {\section}
31 {\color{\huawei@sectioncolor}\ifdefined\huawei@breaks\clearpage\fi\normalfont\Large\bfseries}
32 {\color{\huawei@sectioncolor}\thesection}{1em}{}}
33 \makeatother

    Then, we set the size of the page:
34 \RequirePackage{geometry}
35 \makeatletter\ifdefined\huawei@landscape
36 \ifdefined\huawei@boring
37 \geometry{paperwidth=16in, paperheight=9in,
38 left=3in, right=2.5in, top=1in, bottom=1.8in}
39 \else
40 \geometry{paperwidth=16in, paperheight=9in,
41 left=4in, right=2in, top=1.5in, bottom=1.5in}
42 \fi
43 \else
44 \geometry{a4paper, left=1.5in, right=1in,
45 top=1.2in, bottom=1.2in}
46 \fi\makeatother

    Then, we set the size of the font:
47 \makeatletter\ifdefined\huawei@slides
48 \usepackage[fontsize=24pt]{fontsize}
49 \fi\makeatother

    Then, we configure the encodings:
50 \RequirePackage[T1]{fontenc}
51 \RequirePackage[utf8]{inputenc}

    Then, we include a few important packages:
52 \RequirePackage{tabularx}
53 \RequirePackage{anyfontsize}
54 \RequirePackage{multicol}
55 \RequirePackage{ragged2e}
56 \RequirePackage{multicol}
57 \RequirePackage{paralist}
58 \RequirePackage{makecell}
59 \RequirePackage{graphicx}
60 \RequirePackage{array}
61 \RequirePackage[abspath]{currfile}
62 \RequirePackage{wrapfig}
63 \RequirePackage{lastpage}
64 \RequirePackage{tikz}
65 \RequirePackage{tabularx}
66 \RequirePackage{titling}
67 \RequirePackage{svg}

    Then, we configure libertine font:
68 \PassOptionsToPackage{tt=false, type1=true}{libertine}
69 \RequirePackage{libertine}

    Then, we configure microtype:
70 \RequirePackage{microtype}
71 \AddToHook{env/verbatim/begin}{\microtypesetup{protrusion=false}}

```

Then, we configure footmisc:

```
72 \PassOptionsToPackage{para}{footmisc}
73 \RequirePackage{footmisc}
74 \setlength{\footnotemargin}{2pt}
75 \setlength{\footnotesep}{2pt}
```

Then, we configure enumitem:

```
76 \RequirePackage[inline]{enumitem}
77 \setlist{nosep}
```

Then, we configure textpos:

```
78 \RequirePackage[absolute]{textpos}
79 \TPGrid{16}{16}
```

Then, we configure datetime:

```
80 \PassOptionsToPackage{mmdyyyy, iso}{datetime}
81 \RequirePackage{datetime}
82 \newtimeformat{daytime}{\twodigit{\THEHOUR}:\twodigit{\THEMINUTE}}
```

Then, to enable `\pageref*` command, we configure hyperref:

```
83 \PassOptionsToPackage{hidelinks}{hyperref}
84 \RequirePackage{hyperref}
```

Then, we configure biblatex:

```
85 \RequirePackage[maxnames=1,minnames=1,natbib=true,
86   citestyle=numeric,bibstyle=numeric,
87   url=false,isbn=false,isbn=false]{biblatex}
```

Then, we make figure captions smaller and in `sf` font:

```
88 \PassOptionsToPackage{font={small,sf}}{caption}
89 \RequirePackage{caption}
```

Then, we make all figures and tables bordered by default, with the help of the `float` package:

```
90 \RequirePackage{float}
91 \floatstyle{boxed}
92 \restylefloat{table}
93 \restylefloat{figure}
```

Then, we make sure all figures and tables are centered by default, as recommended [here](#):

```
94 \makeatletter
95 \g@addto@macro\@floatboxreset\centering
96 \makeatother
```

Then, we set spacing between lines:

```
97 \RequirePackage{setspace}
98 \setstretch{1.08}
```

Then, we define branded colors:

```
99 \PassOptionsToPackage{table}{xcolor}
100 \RequirePackage{xcolor}
101 \makeatletter
102 \ifdefined\huawei@boring
103   \definecolor{red}{HTML}{8C1A11}
104   \definecolor{black}{HTML}{000000}
105   \definecolor{gray}{HTML}{878C8F}
```

```

106 \definecolor{lightgray}{HTML}{DCDDDF}
107 \definecolor{yellow}{HTML}{F6C342}
108 \definecolor{blue}{HTML}{2B62BA}
109 \definecolor{green}{HTML}{499167}
110 \definecolor{orange}{HTML}{F7CEA1}
111 \else
112 \definecolor{red}{HTML}{CFOA2C}
113 \definecolor{black}{HTML}{232527}
114 \definecolor{gray}{HTML}{878C8F}
115 \definecolor{lightgray}{HTML}{DCDDDF}
116 \definecolor{yellow}{HTML}{F2DC5D}
117 \definecolor{blue}{HTML}{2274A5}
118 \definecolor{green}{HTML}{499167}
119 \definecolor{orange}{HTML}{F06543}
120 \fi
121 \makeatother

```

\huawei@header Then, we define \huawei@header:

```

122 \makeatletter\newcommand\huawei@header[1]{%
123 \ifdefined\huawei@slides%
124 \setstretch{0.8}%
125 \fontsize{19pt}{24pt}\selectfont%
126 \else%
127 \setstretch{0.8}%
128 \fontsize{11pt}{13pt}\selectfont%
129 \fi%
130 \sffamily\color{gray}#1\par%
131 }}\makeatother

```

\huawei@bar Then, we define \huawei@bar:

```

132 \makeatletter\newcommand\huawei@bar{%
133 \ifdefined\huawei@boring%
134 \begin{textblock}{16}[0,1](0,16)%
135 \tikz \node[fill=lightgray,minimum width=16\TPHorizModule,
136 minimum height=1.5\TPVertModule] {};%
137 \end{textblock}%
138 \begin{textblock}{8}[1,0.5](15,15.25)%
139 \raggedleft\huawei@logo{1.4}
140 \end{textblock}%
141 \ifdefined\huawei@nobrand\else%
142 \begin{textblock}{8}[0,0.5](1,15.25)%
143 \large\textcolor{gray}{\thecompany{}}%
144 \end{textblock}%
145 \fi%
146 \ifdefined\huawei@nosecurity\else%
147 \begin{textblock}{8}[0.5,0.5](7,15.25)%
148 \large\centering\textcolor{gray}{\thesecurity}%
149 \end{textblock}%
150 \fi%
151 \ifdefined\huawei@nopaging\else%
152 \begin{textblock}{8}[1,0.5](12,15.25)%
153 \raggedleft\large%
154 \textcolor{gray}{Page \#\thepage{} of \pageref*{LastPage}}%
155 \end{textblock}%

```



```

156 \fi%
157 \begin{textblock}{2}[1,0.5](14,15.25)%
158 \tikz \path[scale=0.3, draw=none, rotate=40, fill=white] (0,0) .. controls (3,1) .. (16
159 \end{textblock}%
160 \else%
161 \begin{textblock}{1}[0,0](0,0)%
162 \tikz \node[fill=red,minimum width=\TPHorizModule,
163 minimum height=16\TPVertModule] {};%
164 \end{textblock}%
165 \fi%
166 }\makeatother

```

\huawei@logo Then, we define \huawei@logo:

```

167 \makeatletter\newcommand\huawei@logo[1]{
168 \def\BLACK{\ifdefined\huawei@dark white\else black\fi}
169 \def\BLANK{\ifdefined\huawei@dark black\else white\fi}
170 \definecolor{logo-red}{HTML}{CFOA2C}
171 \begin{tikzpicture}[y=0.80pt, x=0.80pt, yscale=-#1,
172 xscale=#1, inner sep=0pt, outer sep=0pt]
173 \begin{scope}[even odd rule,line width=0.800pt]
174 \begin{scope}[shift={(0,-0.00024)}]
175 \path[fill=\BLACK] (10.9375,30.2240) -- (10.9375,33.6097)
176 .. controls (10.9375,34.5713) and (10.4603,35.0845) ..
177 (9.5932,35.0845) .. controls (8.7212,35.0845) and
178 (8.2411,34.5565)
179 .. (8.2411,33.5686) -- (8.2411,30.2278) -- (7.0415,30.2278)
180 -- (7.0415,33.6097) .. controls (7.0415,35.2737) and
181 (7.9658,36.2272) .. (9.5774,36.2272) .. controls
182 (11.2041,36.2272) and (12.1371,35.2554) .. (12.1371,33.5609) --
183 (12.1371,30.2240)
184 -- (10.9375,30.2240) -- cycle;
185 \path[fill=\BLACK] (15.3511,30.2240) -- (12.7456,36.1351) --
186 (13.9702,36.1351) -- (14.4731,34.9903) -- (14.5091,34.9045) --
187 (17.2158,34.9045) -- (17.7467,36.1351) -- (19.0045,36.1351) --
188 (16.4233,30.2590) -- (16.4001,30.2240) -- cycle;
189 \path[fill=\BLACK] (22.4840,30.2240) -- (21.1414,34.2912) --
190 (19.8344,30.2271) -- (18.5578,30.2271) -- (20.6186,36.1388) --
191 (21.6120,36.1388) -- (22.9573,32.2553) -- (24.3016,36.1388) --
192 (25.3034,36.1388) -- (27.3592,30.2271) -- (26.1152,30.2271) --
193 (24.8055,34.2912) -- (23.4626,30.2240) -- cycle;
194 \path[fill=\BLACK] (34.2236,30.2240) -- (34.2236,36.1300) --
195 (35.4074,36.1300) -- (35.4074,30.2240) -- cycle;
196 \path[fill=\BLACK] (0.2686,30.2244) -- (0.2686,36.1384) --
197 (1.4686,36.1384) -- (1.4686,33.7365) -- (4.1780,33.7365) --
198 (4.1780,36.1384) -- (5.3783,36.1384) -- (5.3783,30.2244) --
199 (4.1780,30.2244) -- (4.1780,32.6102) -- (1.4686,32.6102) --
200 (1.4686,30.2244) -- cycle;
201 \path[fill=\BLACK] (28.3267,30.2284) -- (28.3267,36.1344) --
202 (32.7928,36.1344) -- (32.7928,35.0575) -- (29.5105,35.0575) --
203 (29.5105,33.5931) -- (31.6931,33.5931) -- (31.6931,32.5160) --
204 (29.5105,32.5160) -- (29.5105,31.3052) -- (32.6785,31.3052) --
205 (32.6785,30.2284) -- cycle;
206 \path[fill=\BLANK] (15.8594,31.7207) -- (16.7149,33.7008) --
207 (16.7119,33.7008) -- (16.7701,33.8374) -- (14.9552,33.8374) --

```

```

208 (15.0127,33.7008) -- (15.0117,33.7008) -- cycle;
209 \path[fill=logo-red] (15.2113,0.0001) .. controls (14.7353,0.0422) and
210 (13.4491,0.3349) .. (13.4491,0.3349) -- (13.4486,0.3349) .. controls
211 (10.5495,1.0843) and (9.8643,3.7151) .. (9.8643,3.7151) .. controls
212 (9.7227,4.1575) and (9.6584,4.6109) .. (9.6395,5.0380) --
213 (9.6395,5.6194) .. controls (9.6780,6.5176) and (9.8777,7.1883) ..
214 (9.8777,7.1883) .. controls (10.8461,11.4823) and
215 (15.6075,18.5379) ..(16.6308,20.0200) .. controls
216 (16.7034,20.0920) and(16.7615,20.0660) ..
217 (16.7615,20.0660) .. controls(16.8720,20.0355) and
218 (16.8633,19.9296) .. (16.8633,19.9296) --
219 (16.8654,19.9301) .. controls (18.4416,4.1760) and
220 (15.2113,0.0001) .. (15.2113,0.0001) -- (15.2113,0.0001) -- cycle;
221 \path[fill=logo-red] (20.4192,0.0000) .. controls (20.4192,0.0000) and
222 (17.1748,4.1782) .. (18.7521,19.9415) --
223 (18.7542,19.9415) .. controls (18.7664,20.0416) and
224 (18.8374,20.0624) ..(18.8374,20.0624) .. controls
225 (18.9430,20.1033) and(18.9971,20.0019) .. (18.9971,20.0019) --
226 (18.9976,20.0029) .. controls (20.0472,18.4829) and
227 (24.7814,11.4657) ..(25.7455,7.1882) .. controls(25.7455,7.1882) and
228 (26.2683,5.1179) .. (25.7636,3.7150) .. controls
229 (25.7636,3.7150) and (25.0470,1.0434) ..(22.1442,0.3375) .. controls
230 (22.1442,0.3375) and (21.3077,0.1251) .. (20.4193,0.0000) --
231 (20.4192,0.0000) -- cycle;
232 \path[fill=logo-red] (5.4542,4.7294) .. controls (5.4542,4.7294) and
233 (2.6920,7.3513) .. (2.5547,10.1307) -- (2.5558,10.1307) --
234 (2.5558,10.5519) .. controls (2.5579,10.5836) and
235 (2.5595,10.6157) .. (2.5615,10.6480) .. controls
236 (2.6804,12.8893) and (4.3665,14.2157) ..
237 (4.3665,14.2157) .. controls (7.0831,16.8634) and
238 (13.6611,20.2062) .. (15.1896,20.9647) .. controls
239 (15.2110,20.9727) and (15.2900,20.9985) ..
240 (15.3364,20.9399) .. controls (15.3364,20.9399) and
241 (15.3605,20.9216) .. (15.3715,20.8887) --
242 (15.3715,20.8189) .. controls (15.3704,20.8149) and
243 (15.3683,20.8109) .. (15.3663,20.8065) --
244 (15.3669,20.8065) .. controls (11.1809,11.6620) and
245 (5.4543,4.7294) .. (5.4543,4.7294) -- (5.4542,4.7294) -- cycle;
246 \path[fill=logo-red] (30.1695,4.7294) .. controls (30.1695,4.7294) and
247 (24.4602,11.6403) .. (20.2761,20.7662) --
248 (20.2777,20.7657) .. controls (20.2777,20.7657) and
249 (20.2283,20.8715) .. (20.3082,20.9399) .. controls
250 (20.3082,20.9399) and (20.3320,20.9579) .. (20.3650,20.9652) --
251 (20.4229,20.9652) .. controls (20.4333,20.9622) and
252 (20.4444,20.9582) .. (20.4554,20.9507) --
253 (20.4554,20.9517) .. controls (22.0255,20.1724) and
254 (28.5525,16.8516) .. (31.2563,14.2162) .. controls
255 (31.2563,14.2162) and (32.9686,12.8412) ..
256 (33.0583,10.6334) .. controls (33.2560,7.5672) and
257 (30.1696,4.7294) .. (30.1696,4.7294) -- (30.1695,4.7294) -- cycle;
258 \path[fill=logo-red] (35.3082,13.8080) .. controls (35.3082,13.8080) and
259 (26.0003,18.8031) .. (21.1876,22.0494) -- (21.1882,22.0499) --
260 (21.1893,22.0509) .. controls (21.1893,22.0509) and
261 (21.1019,22.1081) .. (21.1324,22.2106) .. controls

```

```

262 (21.1324,22.2106) and (21.1781,22.2933) .. (21.2446,22.2933) --
263 (21.2446,22.2938) .. controls (22.9684,22.2968) and
264 (29.4914,22.3041) .. (29.6549,22.2736) .. controls
265 (29.6549,22.2736) and (30.4983,22.2399) ..
266 (31.5406,21.8395) .. controls (31.5406,21.8395) and
267 (33.8608,21.1019) .. (35.0659,18.4677) .. controls
268 (35.0659,18.4677) and (35.6166,17.3662) .. (35.6246,15.8187) --
269 (35.6246,15.7531) .. controls (35.6206,15.1563) and
270 (35.5365,14.4957) .. (35.3083,13.8080) --
271 (35.3082,13.8080) -- cycle;
272 \path[fill=logo-red] (0.3129,13.8313) .. controls (-0.5339,16.4531) and
273 (0.6062,18.5656) .. (0.6080,18.5690) .. controls
274 (1.7962,21.0795) and (4.0641,21.8401) ..
275 (4.0641,21.8401) .. controls (5.1112,22.2703) and
276 (6.1586,22.3000) .. (6.1586,22.3000) .. controls
277 (6.3221,22.3300) and (12.6713,22.3030) ..
278 (14.3725,22.2950) .. controls (14.4445,22.2945) and
279 (14.4842,22.2221) .. (14.4842,22.2221) .. controls
280 (14.4892,22.2142) and (14.4936,22.2062) .. (14.4955,22.1989) --
281 (14.4955,22.1333) .. controls (14.4814,22.0893) and
282 (14.4439,22.0584) .. (14.4439,22.0584) --
283 (14.4450,22.0578) .. controls (9.6347,18.8126) and
284 (0.3130,13.8315) .. (0.3130,13.8315) -- (0.3129,13.8313) -- cycle;
285 \path[fill=logo-red] (14.1782,23.1010) -- (3.2285,23.4850) .. controls
286 (4.4160,25.6018) and (6.4158,27.2469) ..
287 (8.4990,26.7416) .. controls (9.9366,26.3822) and
288 (13.1935,24.1105) .. (14.2687,23.3429) --
289 (14.2651,23.3399) .. controls (14.3487,23.2648) and
290 (14.3188,23.2045) .. (14.3188,23.2045) .. controls
291 (14.2913,23.1062) and (14.1783,23.1063) .. (14.1783,23.1063) --
292 (14.1782,23.1010) -- cycle;
293 \path[fill=logo-red] (21.4305,23.1090) -- (21.4294,23.1130) .. controls
294 (21.4294,23.1130) and (21.3333,23.1252) ..
295 (21.3064,23.1972) .. controls (21.3064,23.1972) and
296 (21.2831,23.2956) .. (21.3478,23.3445) --
297 (21.3467,23.3455) .. controls (22.3950,24.0973) and
298 (25.5729,26.3191) .. (27.1039,26.7505) .. controls
299 (27.1039,26.7505) and (27.3359,26.8294) .. (27.7246,26.8435) --
300 (27.9581,26.8435) .. controls (28.9839,26.8075) and
301 (30.7708,26.2805) .. (32.3946,23.4907) --
302 (21.4305,23.1090) -- cycle;
303 \end{scope}%
304 \end{scope}%
305 \end{tikzpicture}%
306 }\makeatother

```

Then, we configure headers using fancyhdr:

```

307 \RequirePackage{fancyhdr}
308 \pagestyle{fancy}
309 \renewcommand{\headrulewidth}{0pt}
310 \fancyhf{}
311 \makeatletter\fancyfoot[L]{
312   \huawei@bar
313   \ifdefined\huawei@authordraft%

```

```

314 \begin{textblock}{14}[0.5,0.5](8,8)%
315 \tikz \node[minimum width=14\TPHorizModule] {%
316 \fontsize{64}{64}\selectfont\sffamily\scshape%
317 \color{gray!20}\rotatebox{30}{it is a draft}%
318 };%
319 \end{textblock}%
320 \else\fi%
321 }\makeatother
322 \makeatletter\fancyhead[L]{
323 \ifnum\value{page}=1\else%
324 \ifdefined\huawei@nobrand\else%
325 \ifdefined\huawei@boring\else%
326 \begin{textblock}{8}[0,0](1.2,0.2)%
327 \huawei@logo{\ifdefined\huawei@slides 1.8\else 1\fi}%
328 \end{textblock}%
329 \fi
330 \fi%
331 \fi%
332 }\makeatother
333 \makeatletter\fancyhead[R]{
334 \ifdefined\huawei@boring\else%
335 \begin{textblock}{8}[1,0](15.8,0.2)%
336 \raggedleft\huawei@header{%
337 \ifdefined\huawei@nosecurity\else%
338 \thesecurity%
339 \fi%
340 }%
341 \end{textblock}%
342 \fi%
343 }\makeatother
344 \makeatletter\fancyfoot[R]{
345 \ifdefined\huawei@boring\else%
346 \begin{textblock}{8}[0,1](1.2,15.8)%
347 \ifnum\value{page}=1\else%
348 \huawei@header{\raggedright%
349 \ifdefined\huawei@anonymous\else%
350 \theauthor%
351 \ifdefined\huawei@nosecurity\else%
352 \ifx\theid\empty\else, \theid\fi%
353 \fi%
354 \ifdefined\huawei@nobrand\else%
355 \newline
356 \fi%
357 \fi%
358 \ifdefined\huawei@nobrand\else%
359 \thecompany{}}%
360 \fi%
361 }%
362 \fi%
363 \end{textblock}%
364 \begin{textblock}{8}[1,1](15.8,15.8)%
365 \raggedleft\huawei@header{%
366 \ifnum\value{page}=1\else%
367 \ifdefined\huawei@nopaging\else%

```

```

368         Page \#\thepage{} of \pageref*{LastPage}%
369         \ifdefined\huawei@nodate\else%
370             \\\
371             \fi%
372         \fi%
373     \fi%
374     \ifdefined\huawei@nodate\else%
375         \today{} \settimeformat{daytime}\currenttime{}%
376     \fi%
377 }%
378 \end{textblock}%
379 \fi%
380 }\makeatother

```

abstract Then, we redefine abstract environment:

```

381 \RequirePackage{changepage}
382 \renewenvironment{abstract}
383   {\begin{adjustwidth}{0pt}{1in}{\scshape Abstract:}\newline\small}
384   {\end{adjustwidth}}

```

\maketitle Then, we redefine \maketitle:

```

385 \makeatletter\renewcommand\maketitle{%
386   \vspace*{18pt}%
387   {%
388     \bfseries{\begin{spacing}{.9}\Huge\raggedright%
389       \ifdefined\huawei@boring%
390         \color{red}%
391       \fi%
392       \thetitle\par\end{spacing}}%
393   }%
394   \if\thesubtitle\empty\else%
395     {\color{gray!50!black}\large\raggedright\thesubtitle\par}%
396   \fi%
397   \ifdefined\huawei@nobrand\else%
398     \ifdefined\huawei@anonymous\else%
399       \ifx\thecompany\empty\else%
400         \thecompany\par%
401       \fi%
402     \fi%
403   \fi%
404   \parbox{.6\textwidth}{\raggedright%
405     \ifx\theauthor\empty\else%
406       {\scshape\ifdefined\huawei@anonymous%
407         Anonymous Authors%
408       \else%
409         \theauthor%
410       \fi}%
411     \fi%
412     \ifdefined\huawei@anonymous\else%
413       \ifx\theauthor\empty\else%
414         \ifdefined\huawei@nobrand\else%
415           \ifx\theid\empty\else%
416             $;$/ {\theid}%
417           \fi%

```

```

418     \fi%
419     \fi%
420     \fi%
421     \par%
422 }%
423 \vspace{2em}%
424 }\makeatother

```

\PrintCrumb Then, we define \PrintCrumb:

```

425 \newcommand\PrintCrumb[2]{%
426   \begin{minipage}{\columnwidth}%
427     \raggedright\textsc{#1}:\#2%
428   \end{minipage}\vspace{1em}%
429 }

```

\PrintThankYouPage Then, we define \PrintThankYouPage:

```

430 \newcommand\PrintThankYouPage{
431   \newpage
432   \vspace*{\fill}
433   \begin{center}
434     \normalsize
435     {\Huge\color{red}\textbf{Thank you!}}
436   \end{center}
437   \vspace*{\fill}
438 }

```

\PrintDisclaimer Then, we define \PrintDisclaimer:

```

439 \makeatletter\newcommand\PrintDisclaimer{%
440   \justify\vspace*{\fill}%
441   \begingroup%
442   \setstretch{0.55}%
443   \sffamily\scriptsize\color{gray!50!black}%
444   \textbf{Disclaimer}: The opinions expressed in
445   this document are in good faith and
446   while every care has been taken in preparing it,
447   \ifdefined\huawei@nobrand%
448     the author%
449   \else%
450     \thecompany{}%
451   \fi
452   makes no representations and gives no warranties
453   of whatever nature in respect of these documents,
454   including but not limited to the accuracy or completeness
455   of any information, facts and/or opinions contained therein.
456   \ifdefined\huawei@nobrand%
457     The author%
458   \else%
459     \thecompany{}%
460   \fi,
461   its subsidiaries, the directors, employees and agents
462   cannot be held liable for the use of and reliance of
463   the opinions, estimates, forecasts and findings in
464   these documents.
465   \par%

```

```

466 \endgroup%
467 }\makeatother

```

\PrintFirstPage Then, we define \PrintFirstPage:

```

468 \makeatletter\newcommand\PrintFirstPage[1]{%
469 \ifdefined\huawei@landscape\else%
470 \PackageError{huawei}{It's allowed to use
471 PrintFirstPage only in landscape mode}{Read huawei.pdf
472 for more information}
473 \fi%
474 \huawei@bar%
475 \def\param{#1}%
476 \ifx\param\empty\else%
477 \includegraphics[height=2in]{#1}%
478 \newline%
479 \fi%
480 \vspace*{0.5in}%
481 \maketitle%
482 \ifdefined\huawei@no cover\else%
483 \begin{textblock}{14}[1,1](14,14)%
484 \raggedleft\includegraphics[height=3.6in]{huawei-cover-picture.pdf}%
485 \end{textblock}%
486 \fi%
487 }\makeatother

```

\PrintLastPage Then, we define \PrintLastPage:

```

488 \makeatletter\newcommand\PrintLastPage{%
489 \ifdefined\huawei@landscape\else%
490 \PackageError{huawei}{It's allowed to use
491 PrintLastPage only in landscape mode}{Read huawei.pdf
492 for more information}
493 \fi%
494 \newpage%
495 \vspace*{1in}%
496 \begin{center}%
497 \begin{minipage}{0.8\columnwidth}\raggedright%
498 \normalsize%
499 \setlength{\parskip}{6pt}%
500 {\Huge\color{red}\textbf{Thank you!}}%
501 \par%
502 \vspace{0.5in}%
503 \par%
504 Bring digital to every person, home and organization
505 \newline%
506 for a fully connected, intelligent world.
507 \par%
508 \textbf{%
509 Copyright \copyright{} \the\year{} \the\company{}
510 \newline
511 All Rights Reserved.%
512 }
513 \par%
514 The information in this document may contain predictive
515 statements including, without limitation, statements regarding

```

```

516     the future financial and operating results, future product
517     portfolio, new technology, etc. There are a number of factors that
518     could cause actual results and developments to differ materially
519     from those expressed or implied in the predictive statements.
520     Therefore, such information is provided for reference purpose
521     only and constitutes neither an offer nor an acceptance.
522     \ifdefined\huawei@nobrand%
523         The author%
524     \else%
525         \thecompany{}%
526     \fi%
527     may change the information at any time without notice.
528 \end{minipage}
529 \end{center}%
530 }\makeatother

```

\PrintBibliography Then, we define \PrintBibliography:

```

531 \makeatletter\newcommand\PrintBibliography{%
532 \setlength\bibitemsep{3pt}%
533 \AtNextBibliography{\small}%
534 \ifdefined\huawei@breaks\newpage\fi%
535 \begingroup%
536 \raggedright%
537 \setstretch{0.95}%
538 \ifdefined\huawei@landscape%
539 \begin{multicols}{3}\printbibliography\end{multicols}%
540 \else%
541 \ifdefined\huawei@breaks%
542 \begin{multicols}{2}\printbibliography\end{multicols}%
543 \else
544 \printbibliography%
545 \fi%
546 \fi%
547 }\makeatother

```

Then, we set the background color of the document, if required by the dark class option:

```

548 \makeatletter\ifdefined\huawei@dark%
549 \RequirePackage{pagecolor}%
550 \pagecolor{black}%
551 \color{white}%
552 \fi

```

Then, we configure the layout:

```

553 \AtBeginDocument{%
554 \raggedbottom%
555 \raggedcolumns%
556 \setlength\headheight{32pt}%
557 \setlength\footskip{32pt}%
558 \setlength\topskip{0mm}%
559 \setlength\parindent{0pt}%
560 \setlength\parskip{6pt}%
561 \setlength\columnsep{32pt}%
562 \renewcommand{\arraystretch}{1}%
563 }

```


Then, we renew a few commands:

```
564 \renewcommand\title[1]{\renewcommand\thetitle{#1}}
565 \newcommand\thetitle{\textbackslash{}thetitle}
566 \newcommand*\thecompany{Huawei Technologies Co., Ltd.}
567 \newcommand\thesubtitle{}
568 \renewcommand\author[1]{\renewcommand\theauthor{#1}}
569 \newcommand\theauthor{\textbackslash{}theauthor}
570 \newcommand*\thesecurity{Confidential}
571 \newcommand*\theid{}
572 \ifcsname nospell\endcsname\else\newcommand\nospell[1]{#1}\fi
```

Change History

v0.1.0	General: The first draft version.	5	Smaller and sans-serif font for captions of figures.	7	
v0.10.0	General: Some colors redefined.	5	v0.18.0	General: Now we use <code>pfgopts</code> for parsing class options.	5
v0.11.0	General: The fixed-width font is rendered correctly now, without <code>ffcode</code>	5	<code>\PrintBibliography</code> : The bibliography prints in one column unless <code>breaks</code> class option is specified.	16	
v0.12.0	General: The <code>abstract</code> is now formatted correctly.	5	v0.19.0	General: New option <code>borring</code> added, making the layout of the document more compliant with the expectations of Huawei.	5
v0.14.0	General: The <code>l3build</code> is now used for build automation, instead of <code>Makefile</code>	5	v0.3.0	General: The cover picture added for front pages.	5
v0.15.0	General: A new package option <code>breaks</code> introduced, which forces all sections to start from a new page.	5	v0.4.0	General: The current time is rendered without seconds.	5
v0.16.0	General: The <code>doi</code> tag enabled for <code>biblatex</code>	7	v0.5.0	General: The <code>DEPENDS.txt</code> file added.	5
v0.17.0	General: All figures and tables are bordered by default.	7	v0.6.0	General: The <code>ffcode</code> and <code>href-ul</code> packages created an their code removed from this class.	5
	All figures and tables are centered by default.	7	v0.7.0	General: The <code>authordraft</code> option is now supported.	5

Index

Numbers written in *italic* refer to the page where the corresponding entry is described; numbers underlined refer to the code line of the definition; numbers in *roman* refer to the code lines where the entry is used.

Symbols		
\#	154, 368	\end 137, 140, 144, 149, 155, 159, 164,
\;	416	303, 304, 305, 319,
\@floatboxreset	95	328, 341, 363, 378,
\\	370, 427	384, 392, 428, 436, 485, 528, 529, 539, 542
A		\endcsname 572
\abstract	<u>381</u>	
\AddToHook	71	F
\arraystretch	562	\familydefault 20
\AtBeginDocument	553	\fancyfoot 311, 344
\AtNextBibliography	533	\fancyhead 322, 333
\author	568	\fancyhf 310
B		\fill 432, 437, 440
\begin	134, 138, 142, 147, 152, 157, 161, 171, 173, 174, 314, 326, 335, 346, 364, 383, 388, 426, 433, 483, 496, 497, 539, 542	\floatstyle 91
\bfseries	31, 388	\fontsize 125, 128, 316
\bibitemsep	532	\footnotemargin 74
\BLACK	168, 175, 185, 189, 194, 196, 201	\footnotesep 75
\BLANK	169, 206	\footskip 557
C		G
\centering	95, 148	\g@addto@macro 95
\clearpage	31	\geometry 37, 40, 44
\color	31, 32, 130, 317, 390, 395, 435, 443, 500, 551	H
\columnsep	561	\headheight 556
\columnwidth	426, 497	\headrulewidth 309
\copyright	509	\huawei@anonymous 15, 349, 398, 406, 412
\currenttime	375	\huawei@authordraft 9, 313
D		\huawei@bar <u>132</u> , 312, 474
\def	24, 26, 168, 169, 475	\huawei@boring 5, 18, 23, 36, 102, 133, 325, 334, 345, 389
\definecolor	103, 104, 105, 106, 107, 108, 109, 110, 112, 113, 114, 115, 116, 117, 118, 119, 170	\huawei@breaks 6, 31, 534, 541
E		\huawei@dark 168, 169, 548
\empty	352, 394, 399, 405, 413, 415, 476	\huawei@header 122, 336, 348, 365
		\huawei@landscape 14, 35, 469, 489, 538
		\huawei@logo 139, <u>167</u> , 327
		\huawei@nobrand 10, 141, 324, 354, 358, 397, 414, 447, 456, 522
		\huawei@nocover 12, 482
		\huawei@nodate 11, 369, 374
		\huawei@nopaging 13, 151, 367
		\huawei@nosecurity 8, 146, 337, 351
		\huawei@sectioncolor 24, 26, 31, 32
		\huawei@slides 7, 47, 123, 327
		\Huge 388, 435, 500
		I
		\ifcsname 572
		\ifdefined 18, 23, 31, 35, 36, 47, 102, 123, 133, 141, 146, 151, 168, 169, 313, 324, 325, 327, 334, 337, 345, 349, 351, 354, 358, 367, 369, 374, 389, 397, 398, 406, 412, 414, 447, 456, 469, 482, 489, 522, 534, 538, 541, 548
		\ifnum 323, 347, 366
		\ifx 352, 394, 399, 405, 413, 415, 476
		\includegraphics 477, 484
		J
		\justify 440
		L
		\Large 31
		\large 143, 148, 153, 395
		\LoadClass 1
		M
		\makeatletter 28, 35, 47, 94, 101, 122, 132, 167, 311, 322, 333, 344, 385, 439, 468, 488, 531, 548
		\makeatother 33, 46, 49, 96, 121, 131, 166, 306, 321, 332, 343, 380, 424, 467, 487, 530, 547
		\maketitle <u>385</u> , 481
		\microtypesetup 71

N		R			
<code>\newline</code>		<code>\raggedbottom</code>	554	<code>\textbf</code> . 435, 444, 500, 508	
	355, 383, 478, 505, 510	<code>\raggedcolumns</code>	555	<code>\textcolor</code> . 143, 148, 154	
<code>\newpage</code> ...	431, 494, 534	<code>\raggedleft</code>		<code>\textsc</code>	
<code>\newtimeformat</code>	82		139, 153, 336, 365, 484	<code>\textwidth</code>	
<code>\node</code>	135, 162, 315	<code>\raggedright</code>	348, 388,	<code>\the</code>	
<code>\normalfont</code>	31		395, 404, 427, 497, 536	<code>\theauthor</code>	
<code>\normalsize</code>	434, 498	<code>\renewcommand</code> ...	20,	405, 409, 413, 568, 569	
<code>\nospell</code>	572		309, 385, 562, 564, 568	<code>\thecompany</code>	
P		<code>\renewenvironment</code> .	382	143, 359, 399, 400,	
<code>\PackageError</code> ..	470, 490	<code>\RequirePackage</code> ..	2,	450, 459, 509, 525, 566	
<code>\pagecolor</code>	550		22, 34, 50, 51, 52,	<code>\THEHOUR</code>	
<code>\pageref</code>	154, 368		53, 54, 55, 56, 57,	<code>\theid</code> .. 352, 415, 416, 571	
<code>\pagestyle</code>	308		58, 59, 60, 61, 62,	<code>\THEMINUTE</code>	
<code>\par</code>	130,		63, 64, 65, 66, 67,	<code>\thepage</code>	
	392, 395, 400, 421,		69, 70, 73, 76, 78,	<code>\thesection</code>	
	465, 501, 503, 507, 513		81, 84, 85, 89, 90,	<code>\thesecurity</code> 148, 338, 570	
<code>\param</code>	475, 476		97, 100, 307, 381, 549	<code>\thesubtitle</code> 394, 395, 567	
<code>\parbox</code>	404	<code>\restylefloat</code>	92, 93	<code>\thetitle</code> .. 392, 564, 565	
<code>\parindent</code>	559	<code>\rotatebox</code>	317	<code>\tikz</code> ... 135, 158, 162, 315	
<code>\parskip</code>	499, 560	S		<code>\title</code>	
<code>\PassOptionsToPackage</code>		<code>\scriptsize</code>	443	<code>\titleformat</code>	
	68, 72, 80, 83, 88, 99	<code>\scshape</code> ...	316, 383, 406	<code>\today</code>	
<code>\path</code> ...	158, 175, 185,	<code>\section</code>	30	<code>\topskip</code>	
	189, 194, 196, 201,	<code>\selectfont</code> .	125, 128, 316	558	
	206, 209, 221, 232,	<code>\setlength</code>	74,	<code>\TPGrid</code>	
	246, 258, 272, 285, 293		75, 499, 532, 556,	<code>\TPHorizModule</code>	
<code>\pgfkeys</code>	3		557, 558, 559, 560, 561 135, 162, 315	
<code>\PrintBibliography</code>	531	<code>\setlist</code>	77	<code>\TPVertModule</code> ..	
<code>\printbibliography</code>		<code>\setstretch</code> 136, 163	
	539, 542, 544		98, 124, 127, 442, 537	<code>\twodigit</code>	
<code>\PrintCrumb</code>	425	<code>\settimeformat</code>	375	82	
<code>\PrintDisclaimer</code> ..	439	<code>\sfdefault</code>	20	U	
<code>\PrintFirstPage</code> ...	468	<code>\sffamily</code> ..	130, 316, 443	<code>\usepackage</code>	
<code>\PrintLastPage</code> ...	488	<code>\small</code>	383, 533	19, 48	
<code>\PrintThankYouPage</code>	430	T		V	
<code>\ProcessPgfPackageOptions</code>		<code>\textbackslash</code> .	565, 569	<code>\value</code>	
	17			323, 347, 366	
				<code>\vspace</code> 386, 423, 428, 432,	
				437, 440, 480, 495, 502	
				Y	
				<code>\year</code>	
				509	